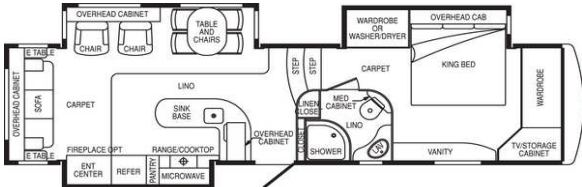


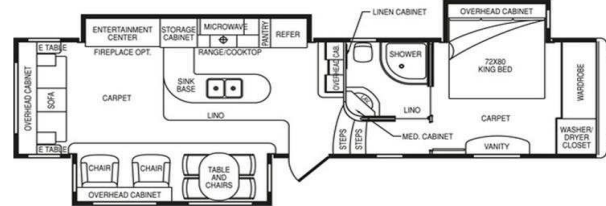
DRV Select Suites 5th Wheel 2010



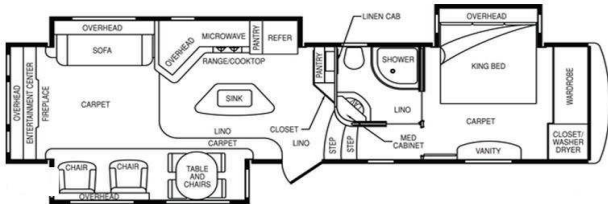
34RLSB3 35' 11" - 10,95m



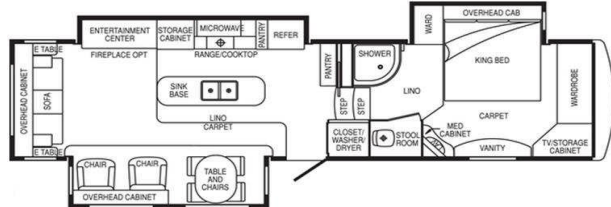
36KSSB3 36' 11" - 11,25m



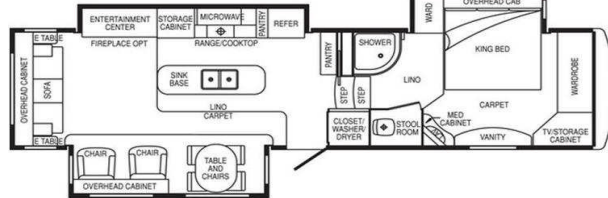
36RESB3 36' 11" - 11,25m



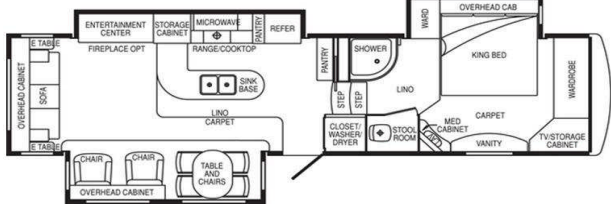
36RS3 36' 11" - 11,25m



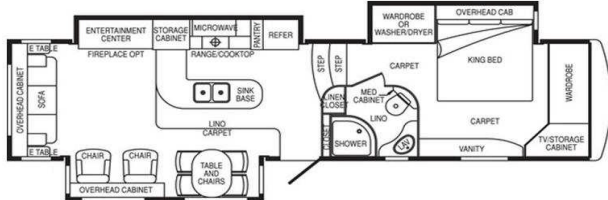
36RSSB3 36' 11" - 11,25m



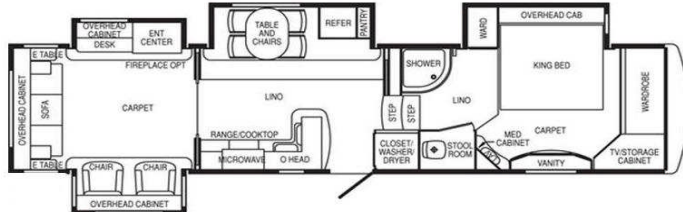
36TK3 36' 11" - 11,25m



36TKSB3 36' 11" - 11,25m



38RD4 39' 6" - 12,04m



Standard Features

King 72" x 80" with innerspring mattress
Custom wood counter on bedroom vanity
Cedar lined front closets
Hardwood Suite Oak custom cabinets
Residential bathroom fan
Heat and A/C duct to bathroom
One piece radius fiberglass shower
Custom radius shower door
Skylight in shower
Custom solid surface kitchen countertops
Custom solid surface lavatory top w/residential faucet
Bi-fold range cover
Residential kitchen faucet
Full extension roller bearing drawer guides
Hardwood table with four under seat storage dinette chairs
Residential grade linoleum floor covering
Large recessed halogen pot lights on wall switch
Decorative wall clock
Utility closet
Interior ceiling fan
Fabric chairs
Hide-a-bed sofa with side tables
Day/night shades
Custom high durability nylon carpet with rebond pad
Dometic residential style stainless steel refrigerator
Three burner range with gas oven
Microwave oven
Brushed nickel lights, cabinet hardware and ceiling fan
Suburban 12 gal. gas/electric DSI water heater
Residential heating system with 6" ducting
Suburban 42,000 BTU furnace
Dometic 15,000 BTU A/C
Wired and ducted for second A/C
50 amp service w/detachable cord
Speaker jacks, 110 volt and 12 volt outlet
and TV hook-up in basement storage
55 amp 12 VDC converter
12 VDC battery
120 VAC duplex receptacle at hook-up center
Cable TV/phone ready
Internet ready
TV antenna
Power lift TV (36RESB3 & 36KSSB3)
Swing away TV with rear storage and lock box
Ground satellite ready
HD satellite prep to roof
No-fuss flush on black water tank
Water pump switch at outside hookup center
Big step at entry door
30 lb. LPG tanks w/auto changeover
Rear stabilizer jacks
Industrial hydraulic front landing jacks
w/snap pins at 5 degree angle
Hydraulic slide outs with select push button controls
12" I-beam frame
5/8" T/G exterior plywood floors
3" aluminum insulated floor
Twin 7,000 lb. axles with shocks and sealed bearings
TrailAir EquaFlex rubber equalizer suspension
12" x 2" drum brakes
Heavy duty greasable suspension
16" E-rated tires
8 bolt aluminum wheels
3 1/4" sidewalls

Popular Optional Features.....

BEDROOM

19" LCD HDTV
Queen bed suite
Linen package queen bed
Linen package king bed
Oak folding chair
Maple folding chair
Cherry folding chair
Sleep number bed by Select Comfort

SYSTEMS

13.5 BTU Lo/Pro AC (2nd)
15.0 BTU Lo/Pro AC (2nd)
Heat pump for 15.0 A/C
Comfort Air create-a-breeze in bathroom
Comfort Air w/remote control in Kitchen/Bedroom
Comfort Air w/rain sensor and remote control in
Kitchen/Bedroom
Washer/dryer prep
Washer/dryer-Splendide front load 2 piece
Washer/dryer-Splendide XC 2100 combo
Central vacuum
Generator prep-auto change over
Onan 5500 Marquis Gold generator with prep.
Dual 6 VDC heavy duty battery system
Power management system
Whole house built in surge protector

CONSTRUCTION / SAFETY / RUNNING GEAR

16" E rated spare tire & carrier
16" G rated spare tire & carrier (38RD4)
Hydraulic rear stabilizer jacks
"Level-Up" hydraulic leveling system
Wireless remote system
Monroe gas magnum shocks
12 1/4" x 3 3/8" self adjusting brakes (std. 38RD4)
Disc Brakes
Trailair C/P suspension/Tri-glide Air Ride pin box tandem
Pinless front jacks
Wireless Tire Pressure Monitoring System
2" Receiver Boat Hitch w/ 4 way flat plug
4 step entry IPO 3 step

EXTERIOR/AWNINGS

Awning w/weathershield (non power)
Awning - Power Only
Awning - Power with Weathershield & Wind Sensor
Slide Toppers - Triple Slide
Slide Toppers - Quad Slide
Dinette slideout patio awning (non power)
Dinette slideout patio awning (power)
Slide out storage tray
40 lb. LPG bottle upgrade
Audible wireless backup camera system
Roof rack & detachable ladder
Detachabale ladder only - no roof rack
Frameless thermopane windows (safety glass)
Receiver-mounted 2 position bike rack

1/4" Fome-cor vapor barrier wrapped sidewalls
R-16 sidewall; R-25 roof; R-29 floor
Gelcoat fiberglass exterior
Gelcoat fiberglass exterior door
78" entry door
Custom painted exterior graphics
1/2" plywood roof decking
One piece rubber roof
Four exterior security lights
Commercial L.E.D. exterior clearance lights
Water filtration system
Water manifold system
Single lever water heater bypass
Single lever water pump bypass
Solar prep to roof
Lend-a-hand grab handle
Frameless tinted safety glass windows
Washable storage compartment liner
Coach-Net Emergency Road Side Assistance

RVIA - RVing seal fee
Blue/Silver exterior paint
State seal
CSA package

Popular Optional Features

DÉCOR

Caramel
Rustic Rouge
Windsor Blue
Black Peppercorn

Wood

Crossfire Maple
New England Cherry

INTERIOR

Coffee table Hi-Lo
Faux leather recliner upgrade
Deluxe fabric recliner IPO std. chair
Convenience package (blow dryer, coffee maker, dustbuster)
Built-in fireplace
92" sofa with air bed and underseat storage

ENTERTAINMENT

32" LCD HDTV Surround Sound
Winegard Trav'ler HD auto satellite for Direct TV
Winegard Trav'ler HD auto satellite for Dish 1000

KITCHEN

13 Cu. Ft. 4 Door Side by Side Refrigerator
with ice and water
Icemaker (std. in side by side refrigerator)
Three burner cooktop w/convection oven
GE convection oven
Dinette Table w/extension
Extreme smart sensor water pump/filter

BATHROOM

Flip-down shower seat